





# POL 65% COT 35% PLUS-LAVAGGIO INDUSTRIALE

PESO 210 gr/mq



01-BIANCO

# POL 65% COT 35% PLUS-LAVAGGIO INDUSTRIALE

PESO 245 gr/mq





01-BIANCO

07-BLU ROYAL

09-BLU NAVY

22-VERDE BOTTIGLIA

30-ROSSO




51-GRIGIO MEDIO

52-GRIGIO SCURO

54-NERO

# POL 65% COT 35% PLUS-LAVAGGIO INDUSTRIALE

PESO 280 gr/mq



09-BLU NAVY

52-GRIGIO SCURO

54-NERO

**GHEDESI**  
WORK WEAR